

Thermometer - Thermostat Range -19 - +99 °C

Electronic controller **REF-BERI-SM** is a compact unit that controls heating elements. It is provided with 2 relays: heater (30 A) and an ON-OFF relay (12A). It has an **Off** state, in which all relays are **OFF** and **oF** is displayed. Also it controls one temperature with its sensor in range of (-19 °C - +99) °C.



MANAGING THE UNIT

: By pressing for 3 sec the state of the device changes from **OFF** to **ON** or from **ON** to **OFF**

MANAGING THE PARAMETERS

1. By pressing at the same time the **up and down arrows and SET** we enter to the parameter's menu with the first parameter **SP** being displayed. If we press the down arrow we can see the other parameters as they appear in the table below. By pressing **SET**, the value of the parameter is displayed and with the arrows we can change the value.
2. By pressing **SET** or we **confirm** the new value and the name of the parameter is displayed.
3. To exit the parameters, we press .
4. By pressing **SET** for 4 seconds, the dfrost circle begins.

OPTICAL SIGNS - ALARMS

F1 = Sensor's malfunction

A/A **PARAMETERS - DESCRIPTION**

1	SP	Heater's temperature control, Values: SL – SH
2	SL	Lower limit temperature, Values: -18 – 25 °C
3	SH	Maximum limit temperature, Values: 0 – 98 °C
4	di	Differential working temperature of heater, Value: 1 – 8 °C
5	AJ	Zero adjustment of sensor, Values: -9 – 10 °C

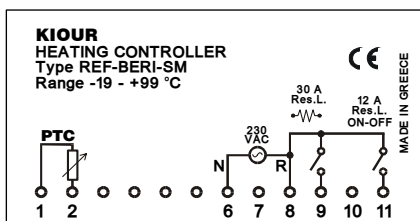
TECHNICAL SPECIFICATIONS

- Power supply: 230 VAC
- Accuracy: 1 % ±1 digit
- Connection: clamp terminal block
- Mounted through panel hole
- Relay 250 VAC 12 A Resistive Load
- Maximum power consumption: 3 Watt
- Operating temperature: -10 – 60 °C
- Storage temperature: -20 - +80 °C

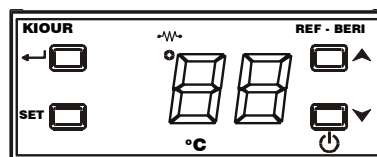
ATTENTION: It is necessary to prevent electrostatic discharges at the ventilation openings. Also prevent insertion of pointed elements.

CONNECTION DIAGRAMS - DIMENSIONS

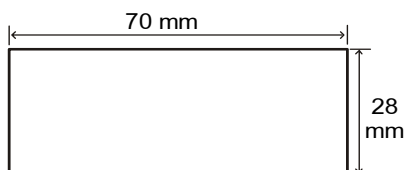
Connection Diagram



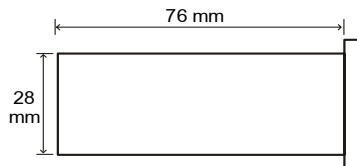
Front Panel



Cut off Dimensions



External Dimensions



Guarantee of good operation: Two (2) years.

Guarantee terms. The guarantee is valid if the operating instructions are followed.

The **repairing** and the **service** of the instrument must be done by an authorized technician.

The guarantee covers only the repairing or the replacement of the instrument.